

The logo for www.cervical-spine.com is displayed in a golden, 3D-style font. The text is set against a background of a pile of golden, textured material, possibly representing a pile of coins or a similar substance, which is scattered on a white surface. The background of the entire image is a light gray gradient.

On this page you can find instructions for using the Scoliosis-Early Detection Application.

This application provides active monitoring of the development of the chest and the development of a “flat back” between the ages of 7 and 9 years of age in children and thus can actively detect the formation of scoliosis at a very early stage and thus slow down, stop or to undergo reversal of this condition or in case of negative development to undertake timely additional research to clarify the condition.

The Scoliosis-Early Detection app is available for download on Google Play Store.

Sending information, downloading the application and using it are free.

The analysis of the sent data and feedback and the storage of the data, as well as the interpretation of the available data is paid. For the processing of the data for 40 months the fee is 75 Euro. The payment is made once a year worth 20 Euro.

**Important: Without the transfer of the amount of 20 Euro per year, the data set by you will not be processed.**

**Sending your data through the application is automatically accepted as your consent to the use of your data and does not require explicit confirmation.**

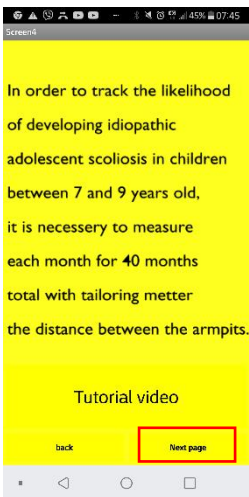
The information collected by customers will be retained for 10 years.

After downloading the application, it is installed by pressing the **"install"** button automatically on your smartphone.

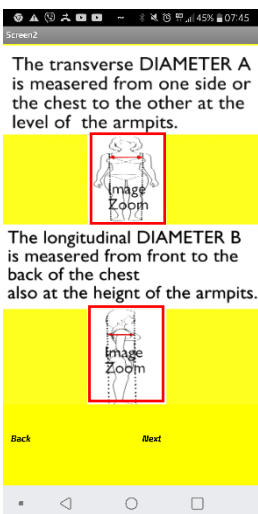
After launching the application you will see this screen:



Select the enclosed window and go to the next page.



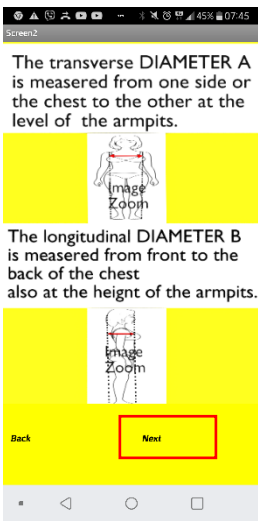
Click the next "**Next**" window and go to the next page:



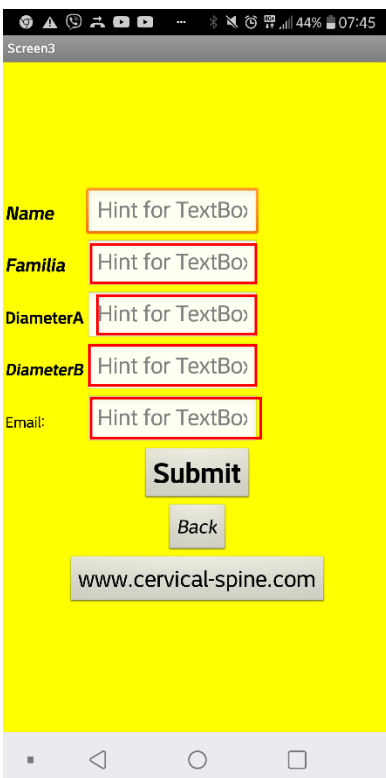
Here you can select each of these two windows in sequence to see how Diameter A and Diameter B are measured using a sewing meter as shown in the pictures.



Save or save measurements in centimeters.

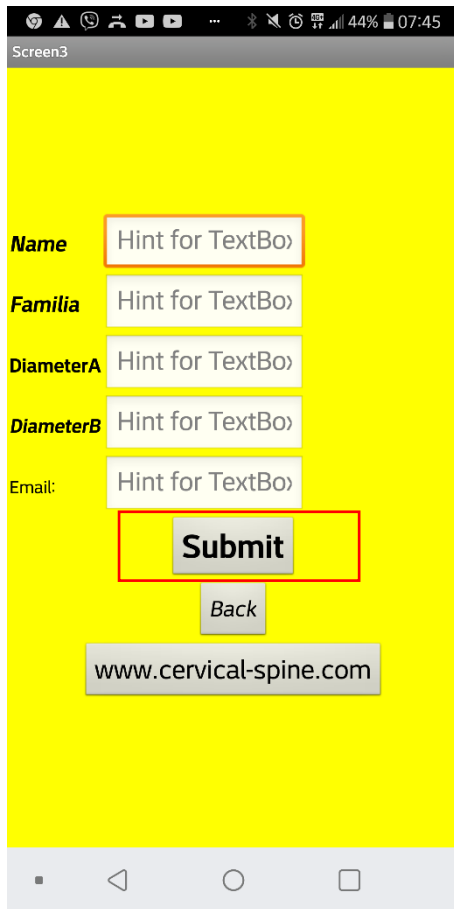


Then click the **"Next"** button and go to the next window.



Then in the fields shown in red fill in **Name, Familie, Diameter A and Diameter B** in cm.

Then **enter Email**, through which our communication will continue.



By clicking the **"Submit"** button, you send the Data you specified to us.

# And done.

If you have any questions or additional explanations, you can email us:

[cervical-spine@abv.bg](mailto:cervical-spine@abv.bg)

Or visit our page:

[Scoliosis-tutorial \(cervical-spine.com\)](http://www.cervical-spine.com)

[www.cervical-spine.com](http://www.cervical-spine.com)